



AVANT ARC
Audiometry & REM/LSM

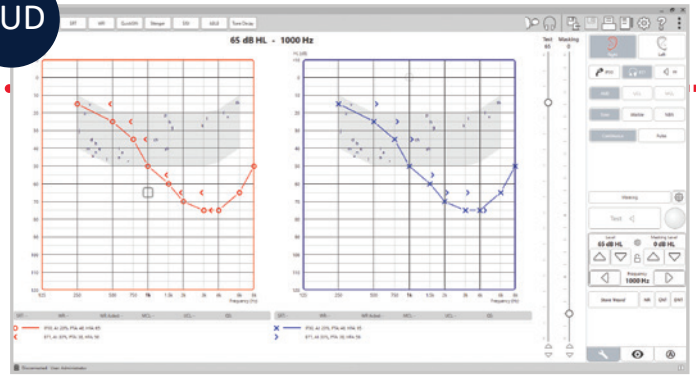
Combining the Power of Audiometry & Real Ear Measurement into One System

One System to Fully Test, Fit,
Verify and Counsel Patients
and 3rd Parties.





AUD



ARC Standard Accessories

- Sure-Probe™ Microphone System.
2 Probe Microphones With Probe Mic Hanger
- Transducers: DD65v2, DD45 or IP30
- Bone Conductor
- Operator Mic / Monitor Headset
- Monitor Headphone
- Speaker
- Patient Response Switch
- Talkback Microphone
- Auditec Sound File License
- QuickSIN™ License
- USB Cable
- External Power Supply
- Probe Tube Pack
- Probe Microphone Storage Case
- Software & Manuals
- Carrying Case

ARC Optional Accessories

- DD450 Headphones
- RECD Coupler

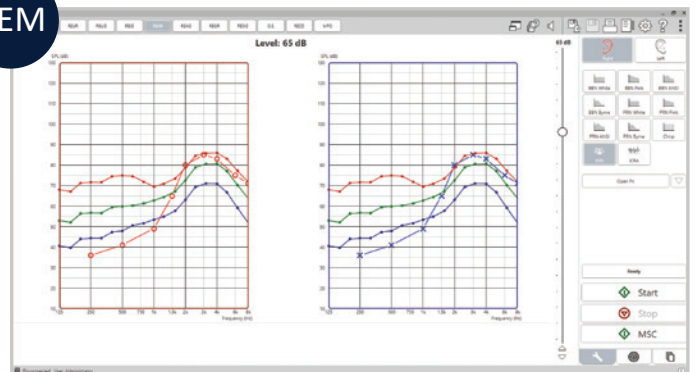


Complete your Compact Audiological Suite with the USB Video Otoscope with one cable connection to your computer.

Dual Channel Audiometry

Perform air conduction, bone conduction, masking and speech testing using the mouse and/or keyboard with ease.

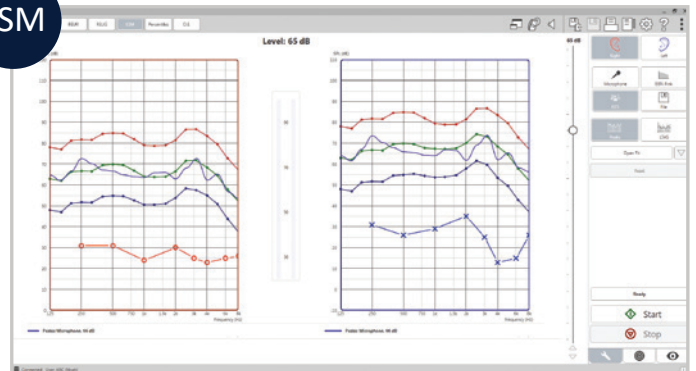
REM



Real Ear Measurements

IEC/ANSI standard REM functions are provided for: REUR, REUG, REIG, REAG, REAR, REOR, REOG and RECD.

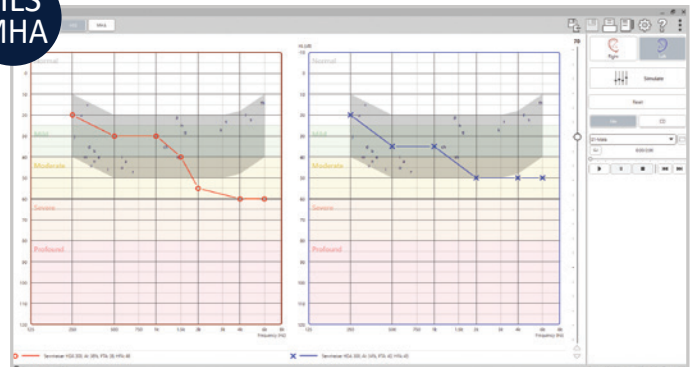
LSM



Live Speech Mapping

Live Speech Mapping (LSM) a quick and successful approach to hearing instrument fitting.

HLS MHA



HLS/MHA

Easily simulate hearing loss and hearing instruments for patients.

Audiometry and REM/LSM Combination

- Complete Air, Bone, Speech and Masking Audiometry
- Binaural Live Speech Mapping and Real Ear Measurement
- REM AutoFit Compatible
- Built-in Special Tests, Word Lists and Auto-Scoring
- Tinnometer Capable - Tinnitus Assessment Module
- HLS (Hearing Loss Simulator) & MHA (Master Hearing Aid) for 3rd Party Demonstration
- PC Based and Portable
- HID Device - True Plug and Play
- USB Connection to Computer
- NOAH™, TIMS®, Blueprint OMS and Sycle Compatible



MedRx AVANT ARC

The AVANT ARC combines the power of PC-based Audiometry with the fitting and counseling benefits of REM & Live Speech Mapping into one compact device.

Complete air, bone, speech and masking combined with full REAL EAR and Live Speech Mapping provides the professional with the tools needed to fully test, fit and effectively counsel patients and 3rd-parties all in a sleek, portable and lightweight design.

ARC includes the AUD, LSM, REM and HLA/MHA Studio software modules

The AUD Studio Software Module offers pure tone audiometry via earphones and bone conduction, masking and speech audiometry with SRT (Speech Recognition Threshold), WR (Word Recognition), SISI (Short Increment Sensitivity Index), ABLB (Alternate Binaural Loudness Balance), Stenger, Tone Decay and Integrated QuickSIN™ Testing and Automated Audiometry. In addition to the Live Speech Mapping Module, The ARC comes with the REM Module which supports all traditional Real Ear Measurements and includes targets for MSS (Modified Speech Spectrum), DSL v5.0, NAL-NL1 and NAL-NL2. Additional features are the HLS (Hearing Loss Simulator) and MHA (Master Hearing Aid) Modules.

Counseling Tools (HLS/MHA)

The Hearing Loss Simulator (HLS) demonstrates the effect of the client's hearing loss for the spouse or family member. The program attenuates an input signal to simulate the severity of the loss for the third party. The Master Hearing Aid Simulator (MHA) demonstrates the benefits of amplification of a hearing aid to an inexperienced user. Using these tools can empower the patient and third party to make informed decisions about their hearing healthcare.



AVANT ARC

Technical Specs

Standards:

REAL EAR MEASUREMENT: Meets Or Exceeds All Tests Required In The ANSI S3.46-1997 Methods Of Measurement Of Real-Ear Performance Characteristics Of Hearing Aids, Along With The Requirements Of IEC/EN 61669:2001

Probe Microphones (L/R): Dual Electret Microphone Elements

Probe Microphone Tube: Silicone 1.0 mm Nominal Diameter

Measurement Range: 40-120 ± 3 dB SPL

Measured Frequency Range: 125-8000Hz

Test Stimuli: Broadband Noise And Synthesized Random Noise – Pink, White, Byrne LTASS And ANSI Weighted; ICRA; ISTS Microphone, File, CD-ROM For Live Speech Mapping, Chirp

Test Stimulus Levels At 1m: 40-90 dB SPL In 1 dB Steps – 200Hz Through 8K Hz (Depending On Speaker Wattage And Efficiency)

Test Stimulus Accuracy: ± 3dB SPL

Equalization: Pressure Method

Analysis Mode: User Selectable 1/3, 1/6, 1/9, 1/12, 1/24, 1/48 Octave Bands

ANSI S3.46-1997 Test Available IEC/EN 61669:2001: Real Ear Unaided Response, Real Ear Unaided Gain, Real Ear Insertion Gain, Real Ear Occluded Response, Real Ear Occluded Gain, Real Ear Aided Response, Real Ear Aided Gain

Other Tests Available: Live Speech Mapping With Peaks And LTAS Analysis; Real Ear To Coupler Difference, Occlusion Effect, Percentile Analysis

Prescription Methods: NAL-RP, 1/3 Gain, 1/2 Gain, Berger, Pogo 1, Pogo 2, FIG6, DSL m[I/O], NAL-NL1, NAL-NL2

Probe Monitoring: Available With Operator Headset

REM EXTERNAL CONNECTIONS

Power Connection: USB 2.0 Input 5.0 Volt Bus

USB 2.0 Input: Standard USB "B" Socket

Line-Output Jack (REM Or Audiometry Speakers): 3.5mm Stereo Jack

Speaker Output (Internal Amplifier) (2): 3.81mm Pluggable Spring Clamp

Probe Microphones inputs (2): 8 Pin Mini-DIN

Operator Headset Jack (REM Or Audiometry): 3.5mm Stereo Jack

Patient Headset Jack (Client): 3.5mm Stereo Jack,

Power Jack: 2.1mm X 5.5mm

HEARING LOSS SIMULATOR AND HEARING AID SIMULATOR: Software Based Sound Equalization With Available Live Speech Mapping Functionality. Frequency Range 125Hz – 8000 Hz, 13 Band Equalizer

Standards:

AUDIOMETRY: ANSI S3.6-2018 Type 2 AE (IEC 60645-1 & 2), Tone Audiometry, Speech Audiometry, Stenger Test, QuickSIN™, ABLB, SISI, Tone Decay, Hughson Westlake Automated Audiometry Channels: Two

Outputs: Insert Earphones, Headphones, Bone Conductor, Free Field - Line Level Output Or Internal Amplifier

Tone Stimuli: Pure Tone, Warble Tone, Continuous Or Pulsed, Warble Modulation Frequency And Pulse Period Are User Adjustable

Masking Signals: Tone Audiometry: Narrow Band Noise (default), Speech Weighted Noise, White Noise. Speech Audiometry: Speech Weighted Noise (Default), White Noise, External Recorded (Opposite Channel)

Frequency Range USB Power Only: Air: 125Hz – 8000Hz, Bone: 250Hz – 8000Hz

Sound Field: 125Hz – 8000Hz (Line Level)

Acoustic Distortion: < 1.0% At 500 Hz, 100dB SPL

Noise Floor: < -10dB HL From 125 Hz – 8000 Hz

Attenuation: 1dB or 5dB Steps, User Selectable

Minimum / Maximum Output: -10 dB To 120 dB HL At 1 KHz – Air (¼ Inch Mono Jacks), -10 dB To 75

dB HL At 1 KHz – Bone (¼ Inch Mono Jack)

Free Field Output: Frequency Range 125-8,000 Hz, Dynamic Range 60-90+ dB SPL At 1 Meter Distance, (Using 50 Watt Stereo Amplifier With 89 dB Sensitivity Speakers)

Speech Input: Microphone (3.5 mm Stereo Jacks)

I/O Jacks – 3.5mm: Operator Headphones (Output Shared With REM), Operator Talk Forward Microphone, Patient Talk Back Microphone, Free Field (Line Out Shared With REM)

I/O Jacks – 1/4": Left Air Conduction, Right Air Conduction, Bone Conduction, Patient Response Switch

POWER (FOR BOTH REM & AUDIOMETRY) USB 2.0 Input: 5.0 Volt Bus

Max Power Consumption: Less Than 500 mA At 5.0 Volts

Power Supply - Internal Speaker Amp: 15V DC, 2A

Optional Powered Speakers: 120V, 60 Hz Or 100V – 240V, 50/60 Hz Available

Dimensions: Approx. 20 cm x 12 cm x 3 cm (L x W x H) Approx. 8" x 5" x 1.25" (L x W x H)

Weight: < 1 kg, < 2 lbs

Power Supply: USB To Computer

Operating Temperature: 10°C To 35°C

Operating Humidity: 30% To 90%

Storage Temperature: -20°C To 50°C

Storage Humidity: 10% To 90%

MedRx Minimum Computer Specs:

Windows® PC Compatible Computer, Intel™ i5 Dual Core, 2.0 GHz Or Better. 4 GB RAM. 20 GB Free Hard Drive Space. Available 2.0 USB Port. Windows 7, 8 Or 10 Professional (32 Or 64-Bit).

MedRx®

Good Things Come in Small Packages

MedRx International

MAICO Diagnostics GmbH

Sickingenstr. 70-71

10553 Berlin, Germany

Phone: +49 30 70 71 46 50

Fax: +49 30 70 71 46 99

Email: medrx-sales@maico.biz

www.medrx-diagnostics.com

Australian Distributor

SONIC
EQUIPMENT

1800 639 263
info@soniceq.com
soniceq.com

MX-ARC-INTDS-1 Rev. 1

