

# Easy LE Adapter



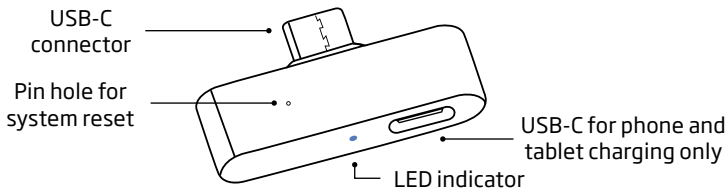
Pairing and Trouble-  
shooting Guide

**oticon**  
life-changing technology

## Overview

Experience the future of high-quality audio streaming with Bluetooth® LE Audio, now integrated into the Easy LE Adapter. This device enables hands-free communication on Android™ phones, tablets as well as PCs with USB-C that lack native LE Audio support. The Easy LE Adapter ensures a seamless transition to this new era of hands-free two-way audio, whether for audio or video calls, or simply enjoying music with great audio quality.

Note: Your hearing aids must support LE Audio to function with the Easy LE Adapter.  
Most phones and tablets with a 3.5 mm audio jack will not work with the adapter.

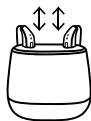


## Pairing the Easy LE Adapter



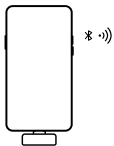
### Step 1

- Plug the Easy LE Adapter into the USB-C port of your phone, tablet or PC.
- The adapter will power on and enter pairing mode (if no existing pairing is found).
- Pairing mode is indicated by the LED indicator rapidly flashing blue. In this mode the Easy LE Adapter will search for LE Audio devices in a range of 2 meters ready to pair.



### Step 2

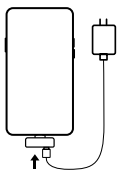
- Restart your hearing aids by putting them down in the charger, then remove them again.
- This will put them in pairing mode for 3 minutes.



### Step 3

- Wait for the hearing aids and adapter to pair.
- Pairing is complete when the LED indicator changes from flashing blue to showing a steady blue light for 5 seconds and then powers off.
- You are now ready to stream audio or make hands-free calls with the Easy LE Adapter.

## Other functions



### Charging your phone or tablet via the Easy LE Adapter

- You can charge your phone or tablet with up to 9V/2A or 5V/3A standard charging. Not enough power can be delivered through the adapter to support charging of PC's.
- Simply connect your power charging cable into the Easy LE Adapter to charge your device.
- Charging time will vary depending on your device's battery capacity.
- Any fast-charging technologies or data transfer is not supported when using the charging port. To access data transfer, remove the Easy LE Adapter from your device, then plug in your cable.



### Resetting and clearing the pairing of the Easy LE Adapter

- Make sure the adapter is plugged into a phone, tablet or PC so that it is powered on.
- To reset the adapter, press a pointy tool into the pin hole until the LED indicator on the adapter starts flashing blue. The adapter is now ready to pair with a new LE Audio device.

**Tip:** The Easy LE Adapter does not lose its pairing with the hearing aids when taken out of a phone, tablet or PC and plugged into a new one. This means you can easily stream from different devices with a USB-C port.

**Note:** You can only be connected to one set of hearing aids or other LE Audio devices at a time.

# Frequently Asked Questions and Troubleshooting

## Question

## Answer

Which types of devices will the Easy LE Adapter work with?

- The Easy LE Adapter can stream audio with hearing aids, ear buds and other wireless audio devices that have LE Audio built into them.
- The adapter is optimized for use with Android phones and tablets as well as PCs that have a USB-C port.
- The adapter is not intended for use with phones, tablets or PCs that support LE Audio, and it is not intended for use with iPhone, iPad, Mac or Vision Pro.
- Most phones and tablets with a 3.5 mm audio jack will not work with the adapter, as many manufacturers choose to route the audio through the jack port rather than the USB-C port.

My device does not have a USB-C port, can I plug the Easy LE Adapter into a USB adapter that fits my phone, tablet or PC?

- Yes, it is possible to use an adapter, for example a USB-C to USB-A adapter. However, not every third-party adapter is guaranteed to work with the Easy LE Adapter.

Can I accept and end calls by either using the push-buttons or tapping on my hearing aids?

- No, this is not possible. When the adapter is plugged into your device, call handling via buttons or taps on your hearing aids is not supported.
- Accept or end calls via your phone, tablet or PC.
- While streaming audio or calls, the buttons on your hearing aids will control the streaming volume (if this feature has been set up by your hearing care professional).

The Easy LE Adapter is connected to my phone, tablet or PC, but there's no sound. What can I do?

- Ensure that the volume is turned up on both the device you are streaming from and your hearing aids.
- Verify that the correct output is selected for audio on your device (e.g. "Wired headphones" on phone/tablet and "Easy LE Adapter" on PC).
- Turn Bluetooth off and then on again.
- Remove the Easy LE Adapter from your device's USB-C port and plug it into the same port to restart the adapter.
- If the solutions above do not solve the problem, then reset and pair the adapter again.

# Frequently Asked Questions and Troubleshooting

## Question

## Answer

The audio sounds distorted or choppy. What can I do?

- Move closer to the device the Easy LE Adapter is connected to. Bluetooth connectivity can be affected by distance and obstacles.
- Ensure a stable internet connection or phone signal if you're streaming audio online or are on a call.

The Easy LE Adapter is loose or does not sit properly in the USB-C plug of my phone, tablet or PC. What can I do?

- The adapter has a lengthened USB-C plug that is designed to fit standard phone and tablet covers but may not sit flush with covers that are very thick. Try removing the phone/tablet cover before plugging the adapter back into your device.
- Debris inside the USB-C plug may cause improper placement. Carefully clean the USB-C port of the device according to your device manufacturer's specification.

After I plugged the Easy LE Adapter into my device, my hearing aids lost connection to my hearing aid app or device. What can I do?

- When plugging the adapter into the USB-C port, it restarts the Bluetooth connection in the device it is plugged into. This means hearing aids or other audio devices can sometimes lose connection to the device and apps they are connected to.
- Turn Bluetooth off, and then on again to reconnect the hearing aids or other audio devices that lost connection.

The Easy LE Adapter is manufactured by Minami Acoustics Limited.

The Bluetooth® word mark and logos are registered trademarks owned by Bluetooth SIG, Inc. Any use of such marks by Demant and Minami Acoustics Limited is under license. Android™ is a trademark of Google LLC. Other trademarks and trade names are those of their respective owners.

[www.oticon.com.au](http://www.oticon.com.au)

Oticon is part of the Demant Group.

**oticon**  
life-changing **technology**